

Please complete the entire Design Planner package and send to UltraCraft.
 Fax: 888-485-5347; Email: orders@ultracraft.com; Mail: UltraCraft, 6163 Old 421 Road, Liberty, NC 27298

Contact Information

Name: _____
 Phone: _____
 Fax: _____
 Email: _____

Project Information

Type of Project: New Construction Remodel
 Age of home: _____
 Room: *Please submit one Planning Guide for each room*
 Kitchen Wet Bar Family Room
 Master Bath Bath 1 Bath 2
 Utility/Laundry Office
 Other _____

Destiny

Door Material:
 Wood: Oak Maple Cherry Rustic Cherry
 Alder Rustic Alder Red Birch
 5-Piece Matching Drawer Front (*if available*)
 Thermofoil Stainless Steel Aluminum
 Acrilux Melamine
 Door Style: _____
 Finish: _____ Antiqued Distressed
 Door Style: _____
 Finish: _____ Antiqued Distressed

Vision

Door Style: _____
 Finish: _____
 Door Style: _____
 Finish: _____

Budget

What is your budget for cabinetry only?
 Under \$5,000 \$5,000-\$10,000 \$10,000-\$15,000
 \$15,000-\$20,000 \$20,000-\$25,000 \$25,000-\$30,000
 Over \$30,000

Lifestyle

How many in your family? Adults: _____ Children: _____
 Cook's height: _____
 Disability or medical considerations: _____

 Want an eating area in the kitchen? Yes No
 Entertain often? No Yes, formally Yes, informally
 Other kitchen activities: Homework Bill Paying/Filing
 Hobbies Laundry Other _____
 Storage Needs: Large Pots and Pans Bulk Foods
 Wine Collectibles/China Recycling
 Other _____

Option Planning

Which of these options would you like in your new kitchen?

- Doors Prepared for Glass (check availability)
 - Frame Mullion Prairie Quarter-Round
- Appliance Garage Microwave Cabinet
- Built-in Wine Rack X Wine Rack
- Stem Glass Holder Plate Rack
- Apothecary Drawer Cabinet
- Wall Cabinets with Drawers
- Mixer Base Cookware Organizer
- Cutting Board Base Tray Base
- Wicker Basket Base Vegetable Drawer Base
- Waste Basket Base Recycle Bin Base
- Cutlery Divider Knife Drawer Insert
- Base Spice Pull-out Convertible Plate Holder
- Door Spice Rack Drawer Spice Tray
- Lazy-Susan in Base Corner Cabinet
- Pull-out Trays in Base Cabinets
- Pantry with Swing-outs
- Tall Utility Cabinet with Pull-out Trays

DRAWING YOUR FLOOR PLAN

This information is required to begin your design.

Follow the five steps below and UltraCraft Design Services will do the rest.

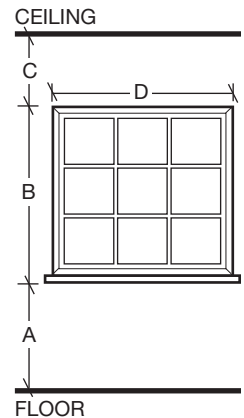
1. Start by measuring each wall of the room and record inside dimensions on the back page.
2. Next measure each wall section individually, record all windows, doors and other obstacles (i.e. outlets, switches, lights).
3. Record the height of window sill, height and width of the window and doors, and height of ceiling and soffits.
4. Indicate the approximate location of appliances and plumbing.
5. State all dimensions in inches.

WINDOWS

You must state the location of window placement in wall. Measure and record each window in the kitchen. All measurements should be from the outside edge of the trim. If window treatments are to be used they will be (check one):
 inside mount or outside mount.
 Allow 3" on each side of the window for outside mount window treatments.

WINDOW DETAILS

WINDOWS	A	B	C	D
#1				
#2				
#3				
#4				

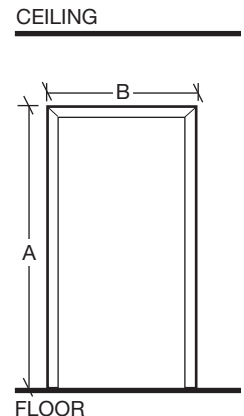


DOORS

Measure and record each door in the kitchen. All measurements should be from the outside edge of the trim. If patio doors are to have draperies or blinds they will be (check one):
 inside mount or outside mount.

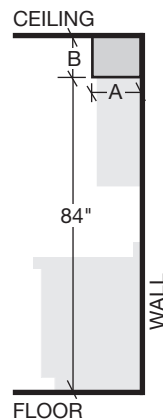
DOOR DETAILS

DOORS	A	B	Hinge (L/R)	Swing (In/Out)
#1				
#2				
#3				
#4				



SOFFIT

A soffit is the bulkhead between the ceiling and the top of the cabinets. Distance from the floor to the soffit should be at least 84". Allow 1/4" more if you install an 84" tall cabinet. Soffit depth may vary, however, normal depth is 13" or 1" deeper than a wall cabinet. Check the soffit height and depth to ensure the cabinets do not extend beyond the existing soffits.



SOFFIT DETAILS

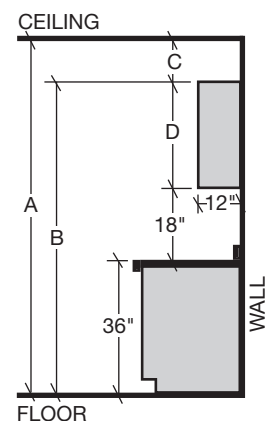
- _____ A: Soffit Depth
 _____ B: Soffit Height

ROOM

Record the general dimensions of your kitchen.

ROOM DETAILS

- _____ A: Ceiling height
 _____ B: Cabinet Height
 _____ C: Soffit (depth & height)
 _____ D: Wall Cabinet Height




FLOOR PLAN

Recommended Scale: 1/2" = One Foot

UCDS
ULTRACRAFT®
DESIGN SERVICES

Name _____



APPLIANCE SPECIFICATIONS



Name _____

APPLIANCE	BRAND & MODEL	WIDTH	HEIGHT	DEPTH	WOOD PANELS	OTHER INFO
Refrigerator					YES or NO	
Range						
Range Hood						
Cooktop						
Downdraft Ventilator						
Single Oven						
Double Oven						
Microwave						
Over-the-Range Microwave						
Dishwasher					YES or NO	
Sink						<input type="checkbox"/> SINGLE or <input type="checkbox"/> DOUBLE Bowl
Auxillary Sink						Location:
Compactor					YES or NO	
Wine Cooler					YES or NO	
Warming Drawer					YES or NO	
Washer						
Dryer						
Television						
Other						
Other						
Other						
Other						
Other						
Other						
Other						
Other						

If appliances are not listed, UltraCraft will use standard industry specifications and will not guarantee an accurate fit.